




















<p>AAC 201</p> 	<p>Building: Acadia Athletics Complex, Snoezelen Room</p> <p>Directions: Enter the main Athletics Complex doors, turn left, proceed in the hallway to stairs on right. Take the steps down to the basement. Turn left, through doors. Proceed through the hallway to first hallway on left, then turn right, proceed through the hallway, the Snoezelen room is on the right.</p> <p>Accessible: Enter the main Athletics Complex doors, turn left, proceed in the hallway to elevator straight ahead. Take elevator down to the basement. Turn left, through doors. Proceed through the hallway to first hallway on left, then turn right, proceed through the hallway, the Snoezelen room is on the right.</p>
<p>BAC 131</p> 	<p>Building: Beveridge Arts Centre, Art Gallery Collections & Outreach Lab</p> <p>Directions: Enter the BAC doors by the library, turn right and proceed to the steps, go down the steps to the 1st level. Proceed in the hallway to the art gallery, before the gallery take the doors on the left, turn right and go through the doors. Proceed in the hallway, the room is straight ahead.</p> <p>Accessible: Enter the BAC doors by the library, take the ramp on the left to the upper level, the elevator is on the right. Take the elevator to the 1st floor. Exit the elevator, turn right and proceed through the hallway. Turn left and proceed through the doors, turn right and proceed through the doors, the room is straight ahead.</p>
<p>BAC 201, 203, 206, 207, 229, 234, 235, 236, 237, 238, 239</p> 	<p>Building: Beveridge Arts Centre</p> <p>Directions: Enter the BAC doors by the library, turn right and proceed to the steps, go up the steps to the 2nd level. Proceed in the hallway. Rooms 201, 203, 206, 207 are on the left and rooms 229, 234, 235, 239 are on the right.</p> <p>Accessible: Enter the BAC doors by the library, take the ramp on the left to the upper level, proceed through the hallway. Rooms 201, 203, 206, 207 are on the left and rooms 229, 234, 235, 236, 237, 238, 239 are on the right.</p>
<p>BAC 241</p> 	<p>Building: Beveridge Arts Centre</p> <p>Directions: Enter the BAC doors by the library, turn right and proceed to the steps, go down and the room is to the left.</p> <p>Accessible: Enter the BAC doors by the library, take the ramp on the left down, the room will be towards the left.</p>
<p>BAC 244</p> 	<p>Building: Beveridge Arts Centre</p> <p>Directions: Enter the BAC doors by the library, turn right and proceed to the steps, go down, The room is to the straight ahead.</p> <p>Accessible: Enter the BAC doors by the library, take the ramp on the left down, the room will be towards the straight ahead.</p>
<p>BIOL Basement</p> 	<p>Building: MacAskill Hall, Biology Building, Wildlife Museum</p> <p>Directions: Enter the Biology Building main doors. Turn right, take the stairs down to level B, open the stairwell door and turn left. The room is straight ahead.</p> <p>Accessible: Enter the Biology Building through the side door (closest to War Memorial House). Turn left and take the elevator to level B, exit the elevator and the room is straight ahead.</p>
<p>BIO 240</p> 	<p>Building: MacAskill Hall, Biology Building</p> <p>Directions: Enter the Biology Building main doors. Turn left and proceed through the hallway, the room is on the right.</p> <p>Accessible: Enter the Biology Building through the side door (closest to War Memorial House). Turn left and take the elevator to level 2, exit the elevator, proceed straight through the hallway, the room is on the right.</p>
<p>CAR 215</p> 	<p>Building: Carnegie Hall</p> <p>Directions: Enter the main doors, take the steps to the 2nd level, turn right, the room is on the left.</p> <p>Accessible: Enter the building from the rear door, take the hallway to the end, turn left and the room is on the left.</p>

<p>EMM 108B</p> 	<p>Building: Emmerson Hall Directions: Enter the building from the side door with the ramp. Turn right and steps are on the left side, take the steps down to the basement, turn right and go up the ramp. The room is straight ahead. Accessible: Enter the building from the side door with the ramp. Turn right proceed to the elevator, take the elevator to level 1. Turn right and go up the ramp, the room is straight ahead.</p>
<p>Great Hall</p> 	<p>Building: Fountain Commons – Great Hall Directions: Enter the main doors, take the steps to the upper level. Accessible: Enter the building using the entrance with the ramp. Turn right to take the hallway on the left. At the end of the hallway, the elevator is on the left. Take the elevator to the 2nd floor, turn right and the room is straight ahead.</p>
<p>HDH 226</p> 	<p>Building: Harvey Denton Hall Directions: Enter Denton Hall through doors closest to the SUB. Proceed through the first door into the hallway, the room is the first door on the left. Accessible: Enter Denton Hall through doors closest to the SUB. Proceed through the first door into the hallway, the room is the first door on the left.</p>
<p>HSH 49</p> 	<p>Building: Huggins Science Hall Directions: Enter the Huggins Science Hall main doors, walk straight ahead to the steps on the left. Take the steps to the Ground floor. Take the hallway on the right, turn left and proceed in the hallway, take another left and the door is on the right. Accessible: Enter the Huggins Science Hall main doors, take the hallway on the right. Proceed in the hallway and take the elevator on the right. Take the elevator to the Ground floor. Turn left, proceed to the end of the hallway and turn left and the room will be on the right.</p>
<p>HSH 057</p> 	<p>Building: Huggins Science Hall, Paleontology Lab Directions: Enter the Huggins Science Hall main doors, walk straight ahead to the steps on the left. Take the steps to the Ground floor. Take the hallway on the right, the room will be on the left. Accessible: Enter the Huggins Science Hall main doors, take the hallway on the right. Proceed in the hallway and take the elevator on the right. Take the elevator to the Ground floor. Turn right, proceed to the end of the hallway and turn right and the room will be on the right.</p>
<p>HSH 147</p> 	<p>Building: Huggins Science Hall Directions: Enter the Huggins Science Hall main doors, turn right and the room is straight ahead. Accessible: Enter the Huggins Science Hall main doors, turn right and the room is straight ahead.</p>
<p>HSH 312</p> 	<p>Building: Huggins Science Hall Directions: Enter the Huggins Science Hall main doors, take the hallway on the right. Proceed in the hallway and enter the stairwell on the right. Take the steps to the 3rd floor. Turn right and the room is located halfway down the hallway on the right. Accessible: Enter the Huggins Science Hall main doors, take the hallway on the right. Proceed in the hallway and take the elevator on the right. Take the elevator to the 3rd floor. Turn right, proceed to the end of the hallway and turn right. The room is located halfway down the hallway on the right.</p>
<p>HSH 422</p> 	<p>Building: Huggins Science Hall Directions: Enter the Huggins Science Hall main doors, take the hallway on the right. Proceed in the hallway and enter the stairwell on the right. Take the steps to the 4th floor. Turn left and the room is located halfway down the hallway on the left. Accessible: Enter the Huggins Science Hall main doors, take the hallway on the right. Proceed in the hallway and enter the stairwell on the right. Take the steps to the 4th floor. Turn left and the room is located halfway down the hallway on the left.</p>

<p>KCIC Auditorium</p> 	<p>Building: KC Irving Centre Directions: Enter the KCIC Irving Centre to the foyer, turn left and take the steps to the lower level. Turn right to the foyer, the auditorium is straight ahead. Accessible: Enter the KCIC Irving Centre to the foyer, turn left and take the elevator on the right to the lower level. Turn left to the foyer, the auditorium is straight ahead.</p>
<p>VML 214</p> 	<p>Building: Beveridge Arts Centre, Vaughan Memorial Library Directions: Enter the BAC doors by the library, Enter the doors straight ahead into the library. Turn left, take the steps on the right to the 2nd level. Turn left and proceed in the hallway, turn right, then enter the door straight ahead, go straight and enter the cream coloured door. Accessible: Enter the BAC doors by the library, Enter the doors straight ahead into the library. Turn left, take the elevator on the right to the 2nd level. Turn left and proceed in the hallway, turn right, then enter the door straight ahead, go straight and enter the cream coloured door.</p>
<p>VML 239</p> 	<p>Building: Beveridge Arts Centre, Vaughan Memorial Library Directions: Enter the BAC doors by the library, Enter the doors straight ahead into the library. Turn left, take the steps on the right to the 2nd level. Turn left and proceed in the hallway, turn left, then turn right, then the door will be straight ahead. Accessible: Enter the BAC doors by the library, Enter the doors straight ahead into the library. Turn left, take the elevator on the right to the 2nd level. Turn left and proceed in the hallway, turn left, then turn right, then the door will be straight ahead.</p>
<p>VML Lobby</p> 	<p>Building: Beveridge Arts Centre, Vaughan Memorial Library Directions: Enter the BAC doors by the library, Enter the doors straight ahead into the library. Accessible: Enter the BAC doors by the Library, Enter the doors straight ahead into the library.</p>
<p>VML Quiet Room</p> 	<p>Building: Beveridge Arts Centre, Vaughan Memorial Library Directions: Enter the BAC doors by the library, Enter the doors straight ahead into the library. Turn left and the room is on the right. Accessible: Enter the BAC doors by the Library, Enter the doors straight ahead into the library. Turn left and the room is on the right.</p>